




stage accompany

## Technical specifications C29 & C29S



# Champ C29(S)

In this documentation you will find information about:

- Placement
- Connection
- Active/Passive switch
- Maintenance
- Options
- Flying system
- Dynamic Damping Control™
- Recommendations
- Technical specifications

### Placement

The C29(S) can be placed on the floor or can be flown with the integrated Uni-Rig™ flying system. If more bass is required you can use the C29(S) in combination with a Bass Series cabinet.

### Connection

The C29(S) has two 4-pole Speakon connectors. If you use the C29(S) cabinet in 'passive' mode, read the mentions below the connectors. If used in 'active' mode, read the mentions above the connectors

(Caution: Incorrect connection when used in 'active' mode can cause damage to the loudspeaker components).

### Active/Passive switch

The 'active/passive' switch is located on the connector-panel of the C29(S) cabinet. This switch is submerged to avoid mistakenly switching of the 'active/passive' mode (Caution: Never switch to another mode when the cabinet is in use!).

### Maintenance

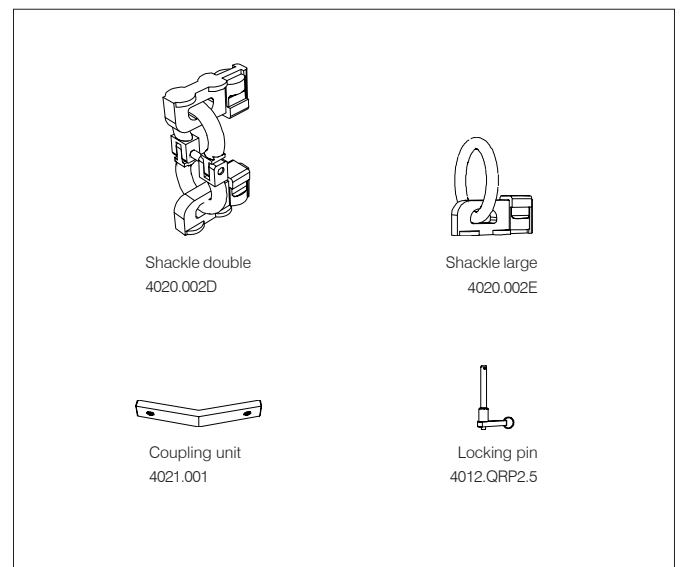
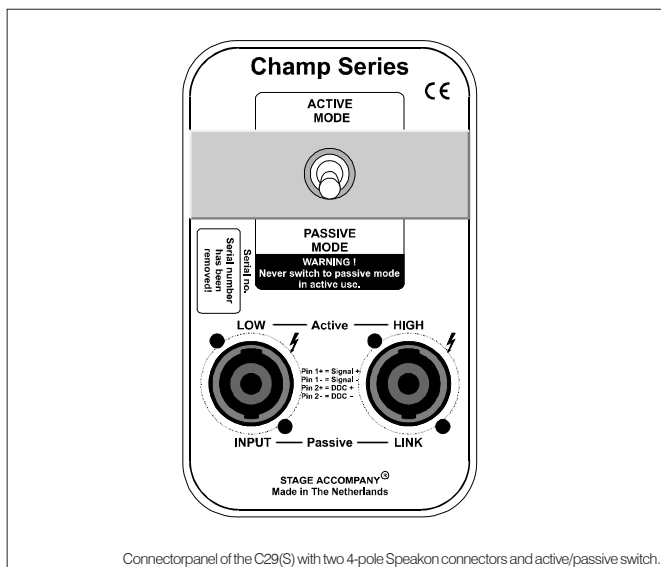
Maintenance on the C29(S), especially on the drivers and filters is best left to official Stage Accompany service personnel. However, cleaning of the housing can easily be done by yourself with a damp, non fluffing cloth.

### Options

The C29 and C29S are standard finished in SA Black. The standard version (C29) is also available in any possible RAL color (Multi Color Option™).

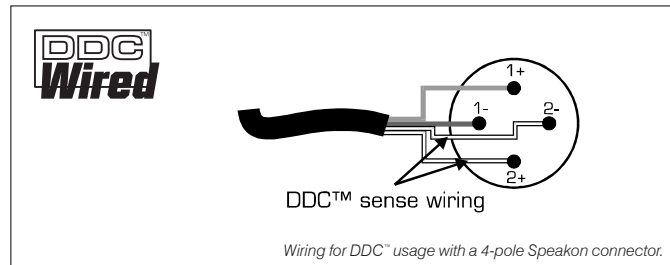
### Flying system

The C29(S) is standard equipped with the Uni-Rig™ flying system. The accompanying 'fly-ware' can be ordered at your local Stage Shop or dealer.



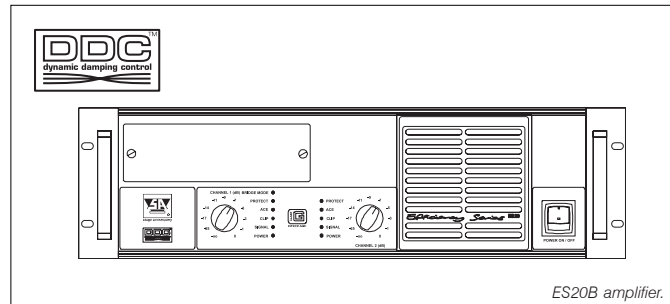
## Dynamic Damping Control DDC™

For absolute top quality sound reproduction, the C29(S) is completely pre wired for Dynamic Damping Control™. The DDC™ system is based on 2 loudspeaker wires that return from the speaker to the (SA) amplifier. Through these "sense wires" the amplifier can compensate the speaker cable and connector resistance, ensuring maximum control over the speaker cone movement.



## Recommendation

To use the C29(S) we recommend the ES20B power amplifier. This amplifier is standard equipped with DDC™, resulting in a virtually infinite amplifier damping factor at the speaker terminals. To use the DDC™ system with an ES20B amplifier, use Stage Accompany 4-pole LW Speakon cable. The ES20B's Extended Function Network (EFN™) module can provide suitable filtering within the amplifier.



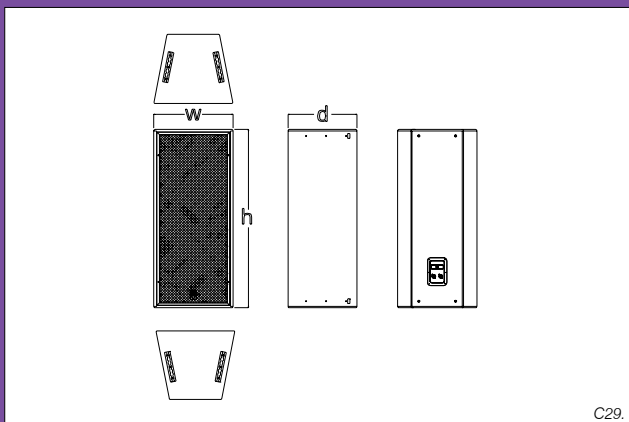
ES20B amplifier.

## Technical specifications

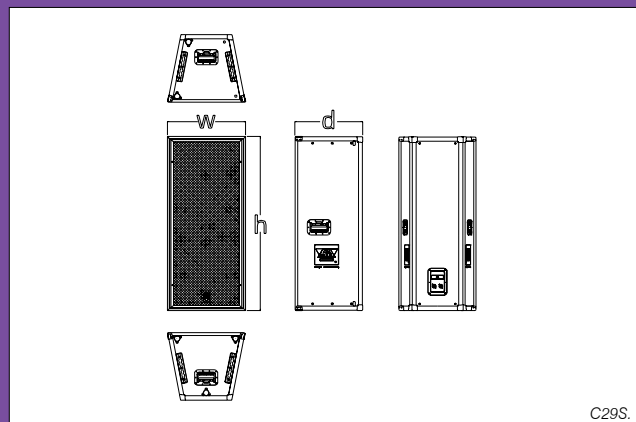
### Passive mode

### Active mode

Frequency response	: 45 Hz - 30 kHz (+/- 3dB)	
Drivers	: 2 x SA 1513 LF driver, 1 x SA 8535C MF/HF driver	
Cross-over frequency	: 1400 Hz	
Nominal impedance	: 4 Ohm	4 Ohm (LF) 13 Ohm (HF)
Sensitivity @ 1W/1m	: 100 dB	100 dB (LF) 107 dB (HF)
Max. RMS power	: 800 W	800 W (LF) 60 W (HF)
Max. Peak power	: 2000 W	2000 W (LF) 1000 W (HF)
SPL program/peak (dB)	: 127/132	128/133 (LF), 125/137 (HF)
Dispersion (2 kHz H x V)	: 70° x 40°	
Color	: SA Black, other colors on request	
Front	: Expanded metal grille + acoustic transparent cloth	
Connectors	: 2 x 4 pole Speakon; 1 x Input, 1 x Link	
Physical dimensions (h x w x d)	: C29 1158 x 516 x 450 mm (45.6 x 20.3 x 17.7 in.)	
	: C29S 1163 x 521 x 455 mm (45.8 x 20.5 x 17.9 in.)	
Weight	: C29 60 kg (132 lb), C29S 68 kg (150 lb)	



C29.



C29S.



Stage Accompany  
Anodeweg 4  
1627 LJ HOORN  
The Netherlands  
Tel: +31 (0)229 282930  
Fax: +31 (0)229 282920  
E-mail: info@StageAccompany.com

© Copyright 1999-2005 Stage Accompany.

The information in this document is continually being developed. Whilst every effort has been made to make it as accurate as possible, no warranty of accuracy is made or implied by the makers. Stage Accompany shall have neither liability, nor responsibility to any person or entity with respect to loss or damages in connection with or arising from the information contained in this document.

[www.StageAccompany.com](http://www.StageAccompany.com)

*That's How Music Should Sound!*